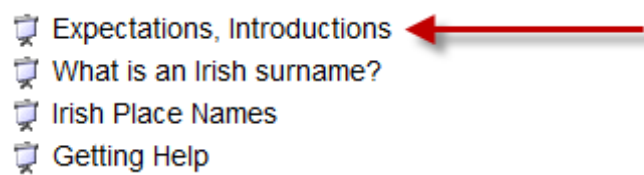


Tracing Your Irish Ancestors


Module Presentations

To use the module presentations, follow the following steps:

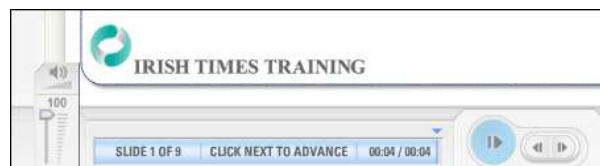
1. Click on the presentation link.



2. The presentation will open in a new window, a progress bar will indicate that the presentation is downloading (time will depend on the speed of your connection).



3. You can resize the presentation (depending on your monitor settings) so the whole presentation is viewable. To resize the window simply click and drag the bottom right-hand corner of the window until it reaches the desired size.
4. The presentation contains audio. Make sure you have your speakers or headphones (we recommend you use headphones) connected properly. Click on the speaker icon to adjust the volume.



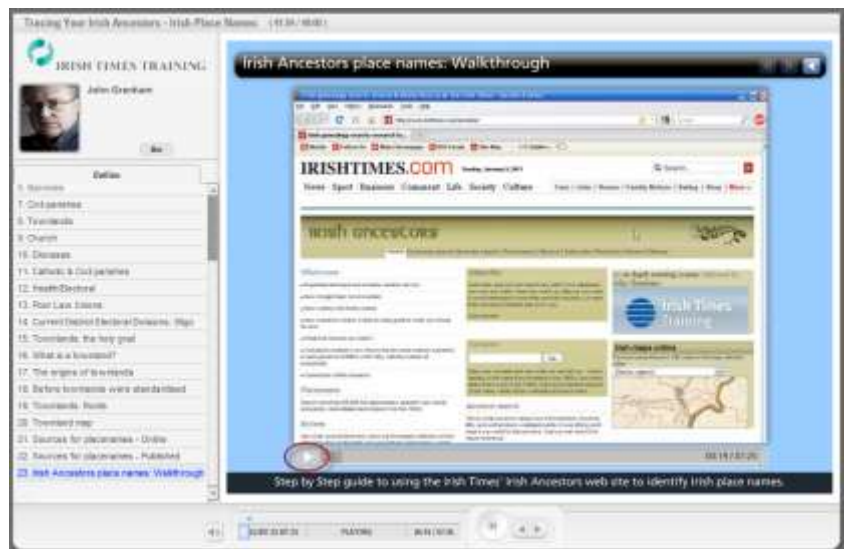
5. The presentation will automatically move to the next slide.
6. You can move backwards and forwards through the slides.



Tracing Your Irish Ancestors

Module Presentations

7. Many presentations contain on-screen video tutorials. You will need to click on the play button at the bottom of the video window to play these.



8. Remember, you can close the module at any time by closing the browser window.



9. When you open the module again, you will be asked do you want to resume the course where you left off. When you click yes, it will go straight to the last slide you viewed.

